



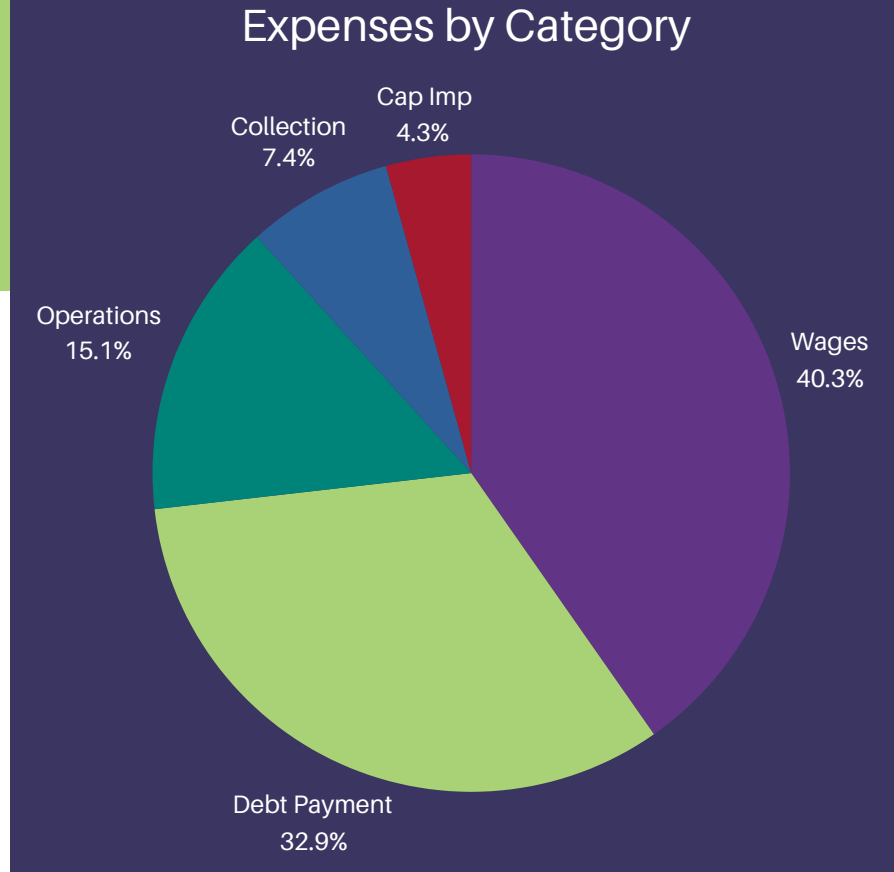
Annual Report

2023-2024



Revenues & Expenses


General Fund Balance	Capital Improvement Fund Balance
\$2,833,413	\$448,235



Revenues	
Taxes	\$2,122,293
Interest	\$130,654
Passport & Misc	\$118,994
A&E Taxes	\$29,027
State Aid	\$25,790
Grants	\$38,247
Friends Foundation	\$19,211
TOTAL	\$2,484,216

Expenses	
Wages & Benefits	\$852,251
Debt Payment	\$696,175
Operations	\$319,313
Collection & Materials	\$156,623
Capital Improvement Fund Savings	\$91,250
TOTAL	\$2,115,612

Circulation







In July 2023, the library joined the Missouri Evergreen Consortium. Patrons now have access to 4+ million items from over 70 different public libraries across the State of Missouri.

With this change, the library has seen an increase in circulation and usage statistics.

Total Circulation
208,593
up from
195,986 the year before



Our total circulation has seen a 6.5% increase from the previous fiscal year.

 Physical Items 150,836	 E-checkouts 50,946	 Items Borrowed 7,052	 Items Loaned 13,830
---	---	--	--

Services


Cape Girardeau Public Library maintains an extensive range of services available to both library cardholders and the general public.

These services encompass free computer access, Wi-Fi, notary and passport services, copying, faxing, and many other amenities.

119,264
Library Visitors



18% increase in library cards issued from previous year



1,799
library cards issued

*1,153 In-district, 99 outside of Cape Co, 547 reciprocal cards were issued.

2,078

new passport applications

402

passport renewals



13.9% increase from previous year

Other Service Statistics

Virtual Visits	Community Room Usage	Public Computer/Wifi Logins	Reference Questions Answered
102,884	884	49,450	11,839

Programs



Programs for all

CGPL remains committed to providing a wide range of captivating programs for the Cape Girardeau community. Despite offering 11% fewer programs this year, we observed a nearly 15% rise in program attendance. Our staff efficiently utilized programming funds to deliver a diverse array of engaging programs.

Program Attendance

14.9%

Increase in program attendance from previous fiscal year

2023-2024 Programs Statistics

Adult Programs	174
Adult Attendance	1,759
Family Programs	39
Family Attendance	1,215
Youth Programs	452
Youth Attendance	10,614